



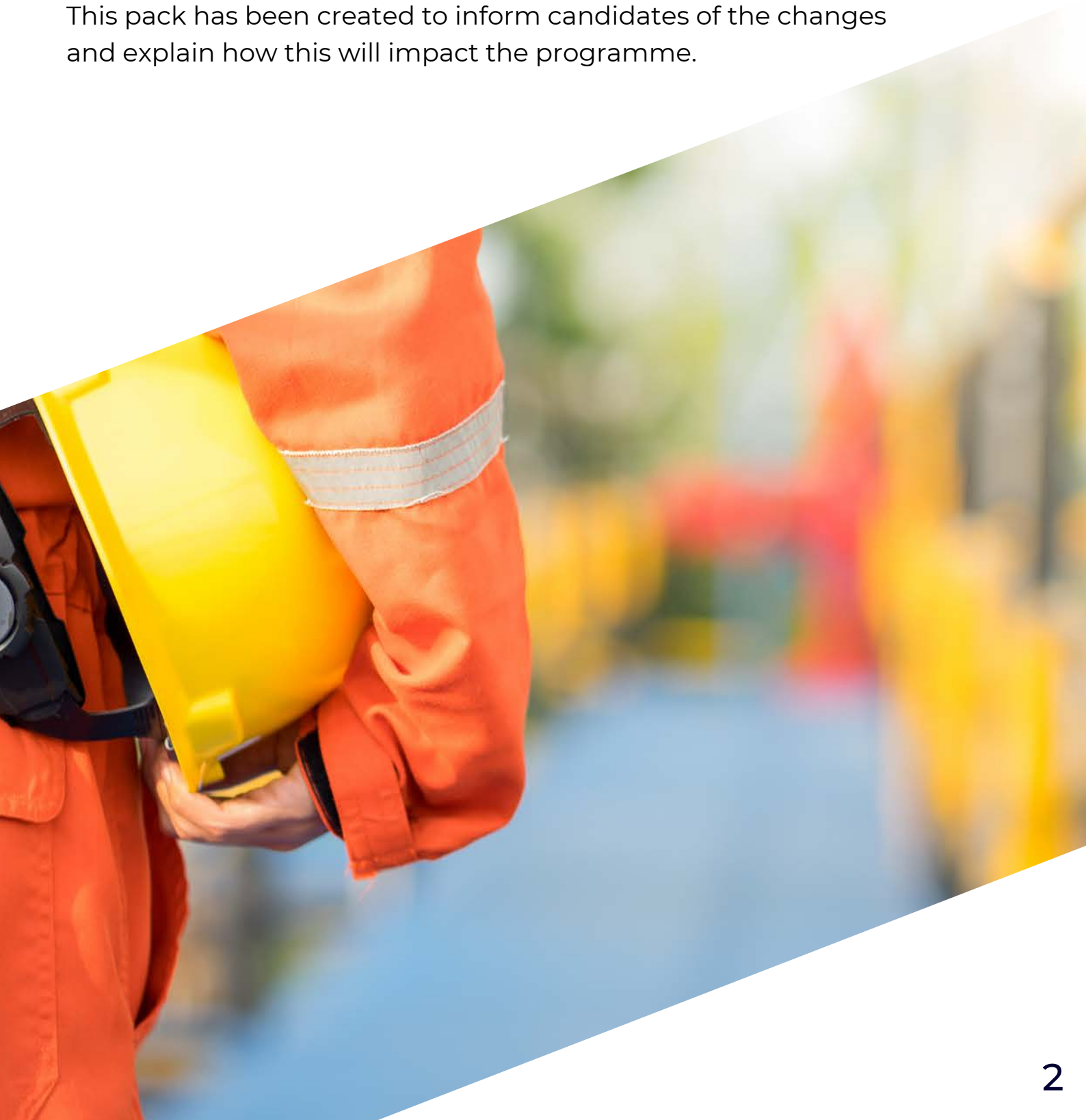
# **WELL INTERVENTION PRESSURE CONTROL CANDIDATE PACK**

**NOVEMBER 2021**

# Introduction

From 29 November 2021, IWCF will introduce a new assessment structure for the Well Intervention Pressure Control (WIPC) programme. This will impact the assessment content, timings and number of questions.

This pack has been created to inform candidates of the changes and explain how this will impact the programme.



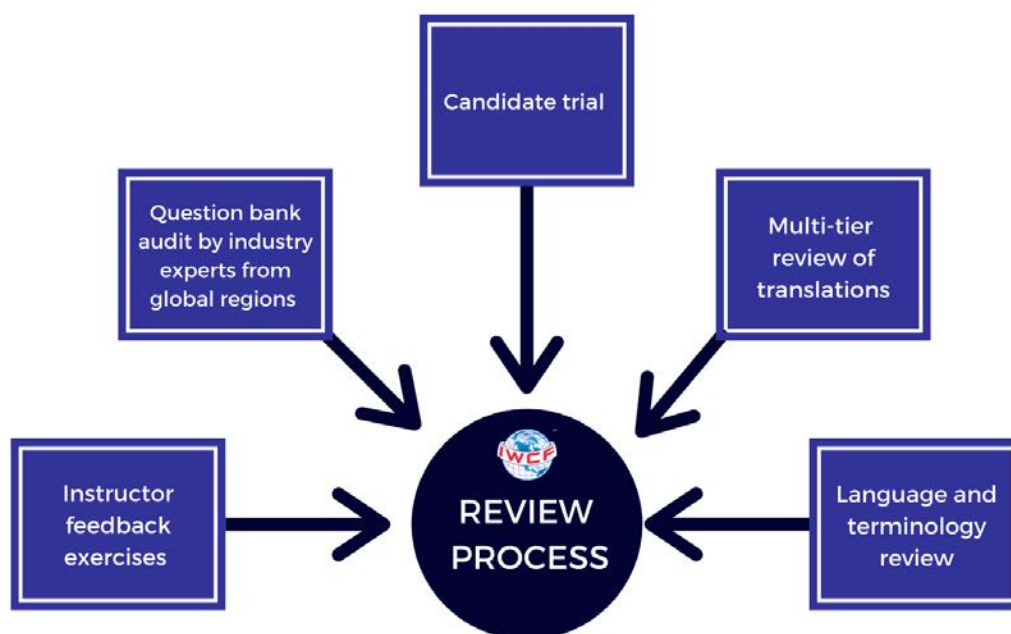
# Multi-Tier Review Process

The updated assessment structure will include new questions that are role specific, relevant to the syllabi and incorporate previous assessment feedback.

IWCF has a multi-tier review process which incorporates the initiatives contained within the visual below.

All of these initiatives together have given us valuable feedback and data which we have used to create the new questions, ensuring they align with the syllabi.

We will continue to use candidate and instructor feedback, as well as pass rate data to ensure we can monitor, maintain and update new questions where necessary.





# Assessment Framework

From 29 November 2021 we will introduce changes to our assessment framework.

The new assessment structure is shown in the table below.

The new WIPC structure will also apply equal weighting (one point per question). This was successfully implemented into the drilling programme in 2017 and feedback suggests candidates and instructors support this approach. Equal weighting allows candidates a fairer opportunity to perform well over a balance of syllabus topics throughout the assessment.

<u>Module</u>	<u>Number of questions</u>	<u>Duration (minutes)</u>	<u>Time per question</u>
Completion Operations	30	60	2 minutes
Completion Equipment	30	60	
Wireline	30	60	
Coiled Tubing	30	60	
Snubbing	30	60	
Subsea	30	60	



---

# Assessment Questions

IWCF will implement a phased process for introducing new content into the question bank.

Revised questions closely follow the progression between syllabus levels.

- Level 2 questions focus on foundational knowledge and awareness.
- Level 3 questions (operator level) focus on applying knowledge and skills.
- Level 4 questions (supervisor level) focus both on applying knowledge and skills with an added focus on critical thinking and problem solving.

It is important to recognise that level 3 and 4 are different courses.

They each contain elements that are appropriate for specific job roles and field experience. This aligns with the level guidance chart within IOGP 476, 2019.

It is important for candidates to sit the correct level for their position.

You can find the IOGP level guidance chart on our website:  
<https://www.iwcf.org/course-levels/>



---

# Providing Good Quality Feedback

As we make changes to the programme, candidate feedback is extremely important.

Instructor and candidate feedback is an important part of IWCF's approach to developing our programmes and assessment content.

Candidates can give feedback on individual questions by using the 'flag' function within the digital assessment. Candidates taking paper assessments can fill in a feedback form at the end of their assessment.

Questions will be monitored, reviewed and, where required, updated over time. Clear and specific feedback is very important to allow us to investigate concerns quickly and efficiently.

The examples below outline some clear, constructive feedback compared to vague or general comments that we cannot action.

---

## Feedback Examples

Feedback IWCF cannot action:

*"The language in several questions confused me."*

This type of feedback does not indicate a question number or alert us to specific problems with language or terminology.

*"Some questions are incorrect."*

This type of feedback does not indicate a question number or explain the reasons for their concerns.

Feedback IWCF can action:

*"Question 31 relates to a surface scenario, but some of the answers refer to equipment only seen in a subsea environment. This could be confusing".*

This feedback indicates a specific question with a clear reason to why the candidate feels the language is confusing.

*"Question 13 needs to contain more information on the well status."*

This feedback indicates a specific question with a clear request for additional information.

# New Images

IWCF has developed a library of icons that each represent different components. They can be combined together to make custom diagrams to represent rig up configurations.

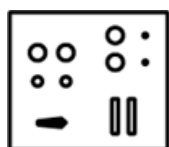
The icons are simple, grey scale and non-manufacturer specific. They intend to aid understanding of specific scenarios described in IWCF questions rather than act as like-for-like representations of what candidates may see on location. This is important to ensure that they are suitable for our global candidate base.

Updated diagram examples are shown below.

## Examples of individual icons



Weight indicator

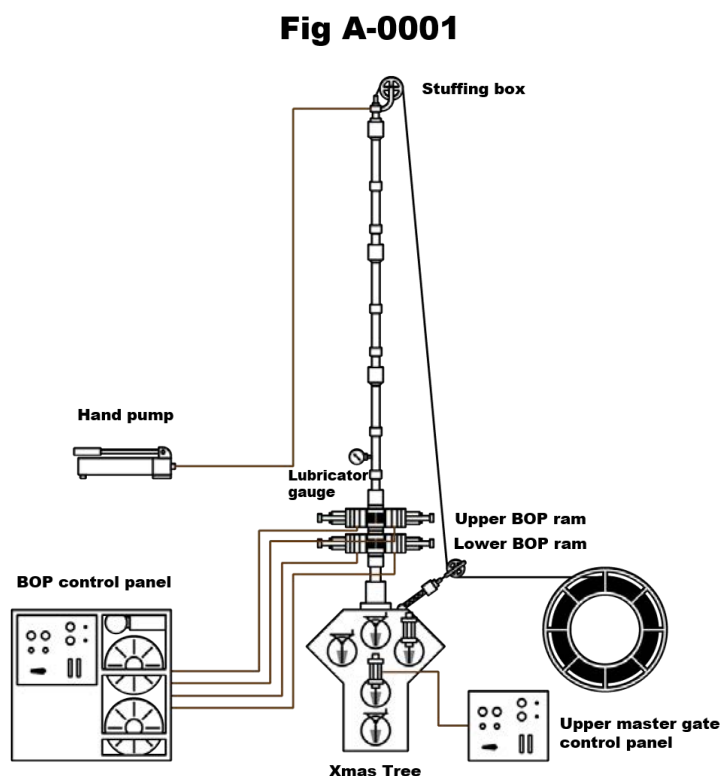


Control panel



Stuffing box

## Example of combining icons to create a rig up







---

## Grading Analysis Sheet (GAS)

The grading analysis sheet is a tool which allows candidates to see areas where they have failed to answer correctly.

After your assessment, you can ask your instructor to go through your GAS with you. The GAS will indicate targeted syllabus areas in which you may need more training.

## Additional Reference Materials

You can find the IWCF barrier definitions and formula sheets on our website [here](#).

The WIPC syllabi can be downloaded [here](#).

## Contact Us

Please contact us by emailing [iwcfinformation@iwcf.org](mailto:iwcfinformation@iwcf.org) if you have any questions.